



NO RTEC QUARTERLY OCCUPATIONAL OUTLOOK REPORT

Fall 2018

INFORMATION TECHNOLOGY





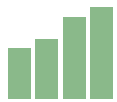
NETWORK SYSTEMS

In-Demand Skills: Operating Systems, Wide Area Networks, Local Area Networks, Network Switches, Information Systems

Entry Level: No high-growth jobs at this level in this pathway

Mid-Career: Network and Computer Systems Administrators

Advanced: Computer Network Architects // Computer and Information Systems Managers



0.8%

Employment Growth



98

Job Postings



\$37.28-\$55.06

Median Hourly Earnings

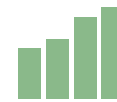
INFORMATION SUPPORT & SERVICES

In-Demand Skills: Call Centers, Wide Area Network, Customer Experience, Local Area Networks, Business Development

Entry Level: Computer Network Support Specialists // Computer User Support Specialists // Customer Service Representatives // Audio and Video Equipment Technicians

Mid-Career: Computer Occupations, All Other

Advanced: Computer Network Architects // Computer and Information Systems Managers // Management Analysts // Managers, All Other // Training and Development Specialists // Marketing Managers



0.9%

Employment Growth



1,205

Job Postings



\$16.88-\$55.06

Median Hourly Earnings



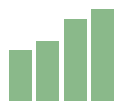
PROGRAMMING & SOFTWARE DEVELOPMENT

In-Demand Skills: Systems Engineering, SQL, C, C++, Embedded Systems, Firmware, Java, Java Script

Entry Level: No high-growth jobs at this level in this pathway

Mid-Career: Software Developers, Systems Software

Advanced: Software Developers, Applications // Electronics Engineers, Except Computer // Computer Hardware Engineers // Architectural and Engineering Managers



0.9%

Employment
Growth



171

Job Postings



\$43.82-\$59.31

Median Hourly
Earnings

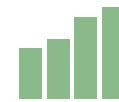
WEB & DIGITAL COMMUNICATIONS

In-Demand Skills: Adobe Photoshop, Adobe Illustrator, JavaScript, Adobe InDesign, Graphic Design, Cascading Style Sheets (CSS)

Entry Level: Web Developers

Mid-Career: Graphic Designers

Advanced: No high-growth jobs at this level in this pathway



0.5%

Employment
Growth



64

Job Postings

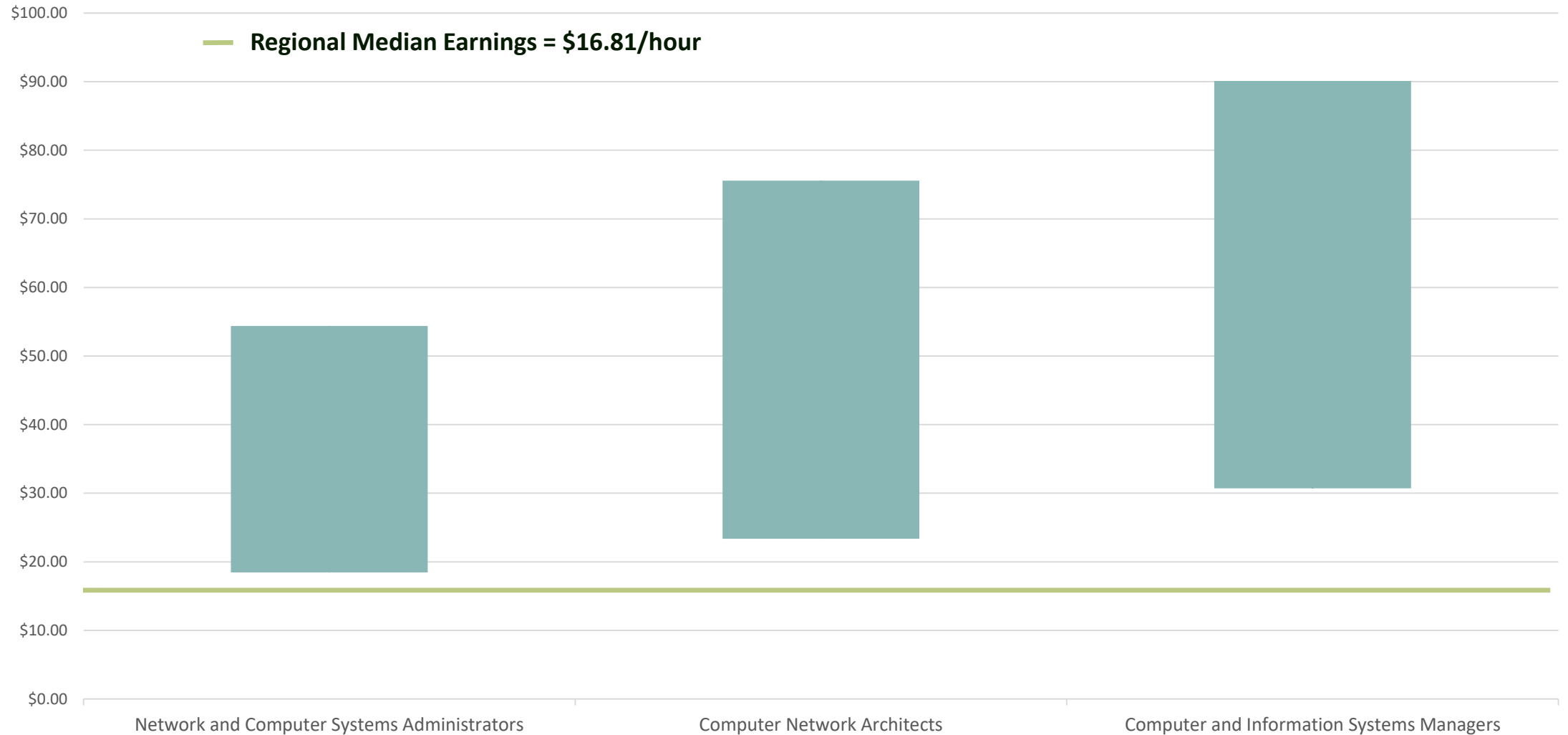


\$18.61-\$20.92

Median Hourly
Earnings

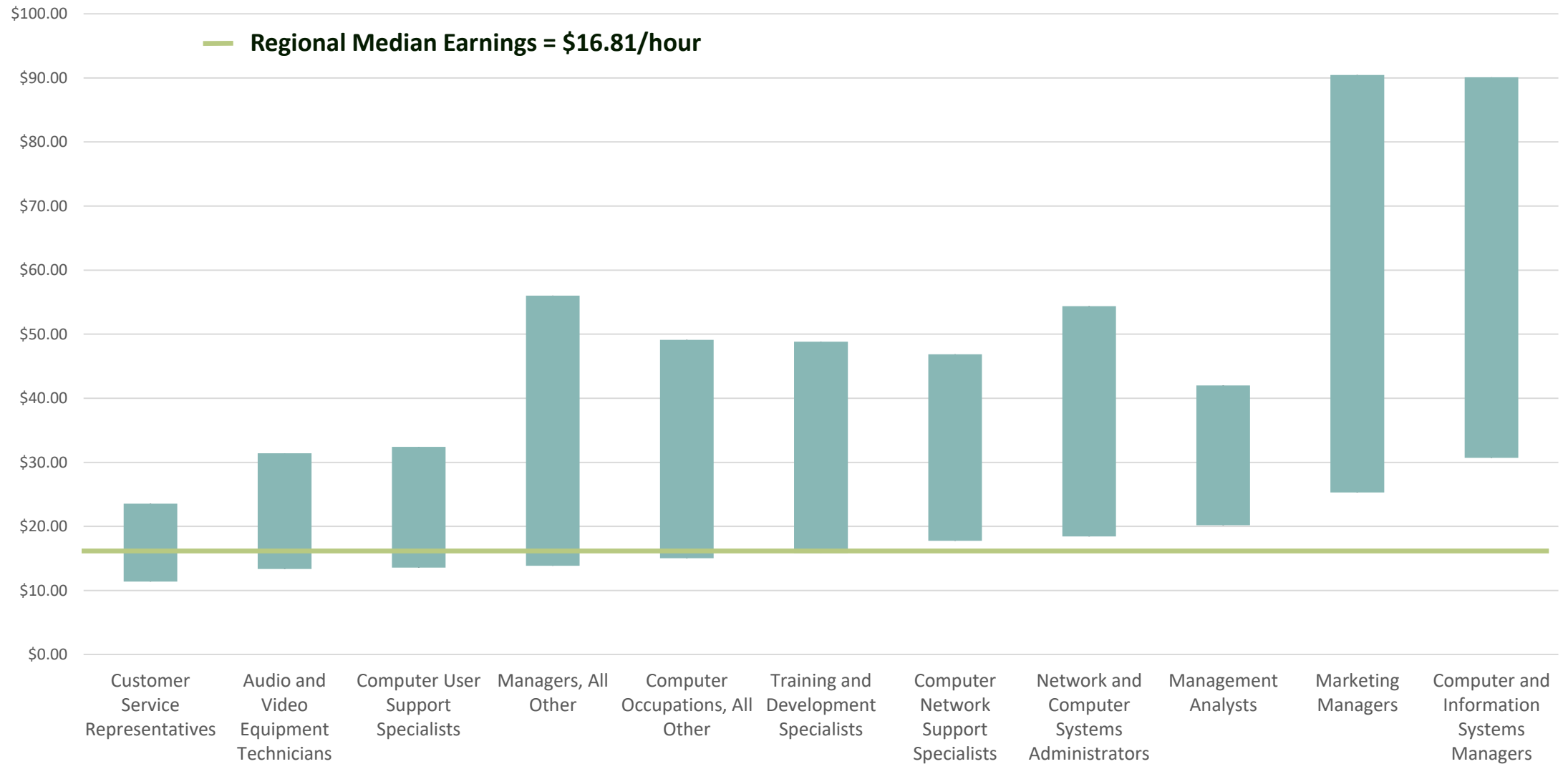


Earnings Bands for Network Systems Occupations



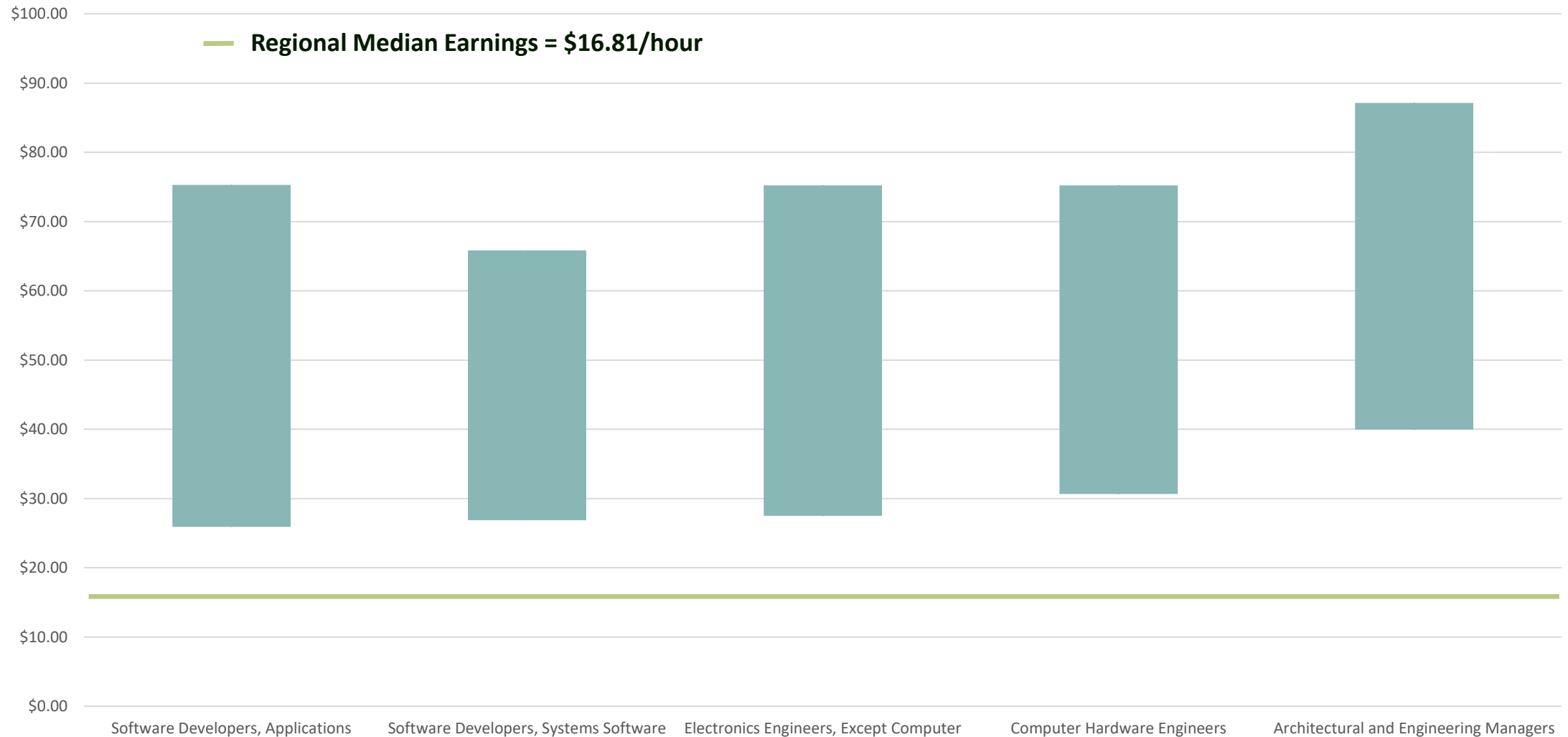


Earnings Bands for Information Support and Services Occupations



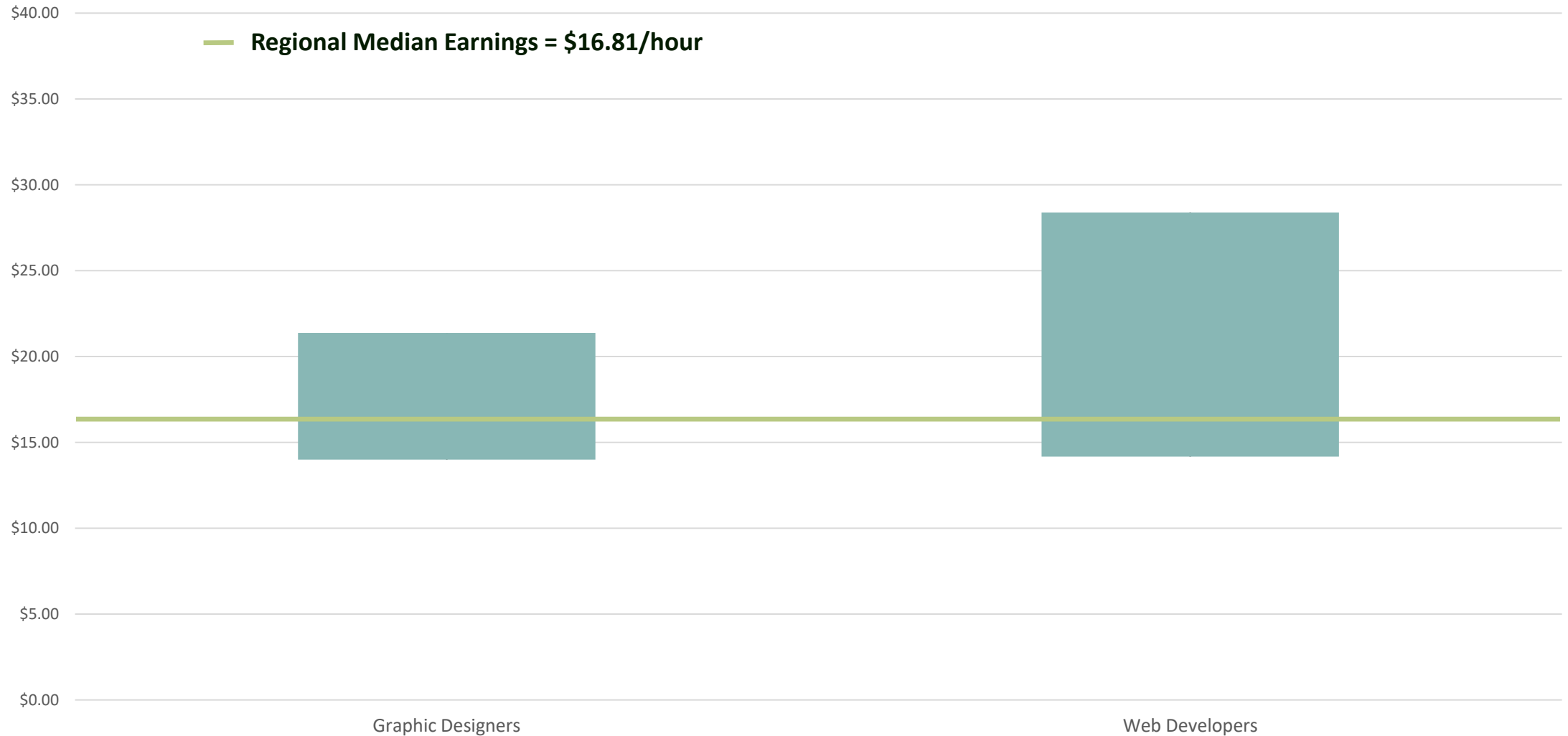


Earnings Bands for Programming and Software Development Occupations





Earnings Bands for Web and Digital Communications Occupations





Citations

In-Demand Skills Data: *Emsi Q4 Job Posting Analytics*. Job postings are collected from various sources and processed/enriched to provide information such as standardized company name, occupation, skills, and geography.

Occupational Data: *Emsi Q4 Staffing Patterns*. Emsi occupation employment data are based on final Emsi industry data and final Emsi staffing patterns. Wage estimates are based on Occupational Employment Statistics (QCEW and Non-QCEW Employees classes of worker) and the American Community Survey (Self-Employed and Extended Proprietors). Occupational wage estimates also affected by county-level Emsi earnings by industry.

Employment Growth Data: *Emsi Q4 Staffing Patterns*. Emsi occupation employment data are based on final Emsi industry data and final Emsi staffing patterns. Wage estimates are based on Occupational Employment Statistics (QCEW and Non-QCEW Employees classes of worker) and the American Community Survey (Self-Employed and Extended Proprietors). Occupational wage estimates also affected by county-level Emsi earnings by industry.

Job Postings Data: *Emsi Q4 Job Posting Analytics*. Job postings are collected from various sources and processed/enriched to provide information such as standardized company name, occupation, skills, and geography.

Median Hourly Earnings Data: *Emsi Q4 Staffing Patterns*. Emsi occupation employment data are based on final Emsi industry data and final Emsi staffing patterns. Wage estimates are based on Occupational Employment Statistics (QCEW and Non-QCEW Employees classes of worker) and the American Community Survey (Self-Employed and Extended Proprietors). Occupational wage estimates also affected by county-level Emsi earnings by industry.

Earnings Band Data: *Emsi Q4 Occupation Table*. Emsi occupation employment data are based on final Emsi industry data and final Emsi staffing patterns. Wage estimates are based on Occupational Employment Statistics (QCEW and Non-QCEW Employees classes of worker) and the American Community Survey (Self-Employed and Extended Proprietors). Occupational wage estimates also affected by county-level Emsi earnings by industry.