



NO RTEC QUARTERLY OCCUPATIONAL OUTLOOK REPORT

Fall 2018



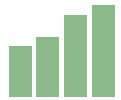
ADMINISTRATIVE

In-Demand Skills: Restaurant Operations, Franchising, Bargaining, Social Security, Family and Medical Leave Act of 1993

Entry Level: No high-growth jobs at this level in this pathway

Mid-Career: Office Clerks, General

Advanced: General and Operations Managers // Managers, All Other



1.8%

Employment
Growth



474

Job Postings



\$15.47-\$37.14

Median Hourly
Earnings

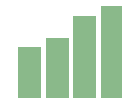
HOSPITALITY

In-Demand Skills: Language Interpretation/Translation, Mopping, Furnishing, Merchandising, Restaurant Operation

Entry Level: Baggage Porters and Bellhops // Ushers, Lobby Attendants, and Ticket Takers // Recreation Workers // Janitors and Cleaners // Reservation and Transportation Ticket Agents and Travel Clerks

Mid-Career: No high-growth jobs at this level in this pathway

Advanced: Meeting, Convention, and Event Planners // Interpreters and Translators



0.7%

Employment
Growth



252

Job Postings



\$11.45-\$21.67

Median Hourly
Earnings



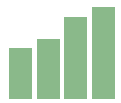
RESTAURANT

In-Demand Skills: Restaurant Operation, Food Services, Food Preparation, Cooking, Food Safety, Quality of Services

Entry Level: Hosts and Hostesses, Restaurant, Lounge, and Coffee Shop // Dining Room and Cafeteria Attendants and Bartender Helpers // Combined Food Preparation and Serving Workers // Food Preparation and Serving Related Workers // Waiters and Waitresses // Cooks, Short Order // Bartenders // Food Preparation Workers // Cooks, Restaurant // Food Servers, Nonrestaurant // Cooks, Institution and Cafeteria

Mid-Career: Bakers // First-Line Supervisors of Food Preparation and Serving Workers // Food Service Managers // Chefs and Head Cooks

Advanced: No high-growth jobs at this level in this pathway




1.1%
Employment
Growth



1,088
Job Postings

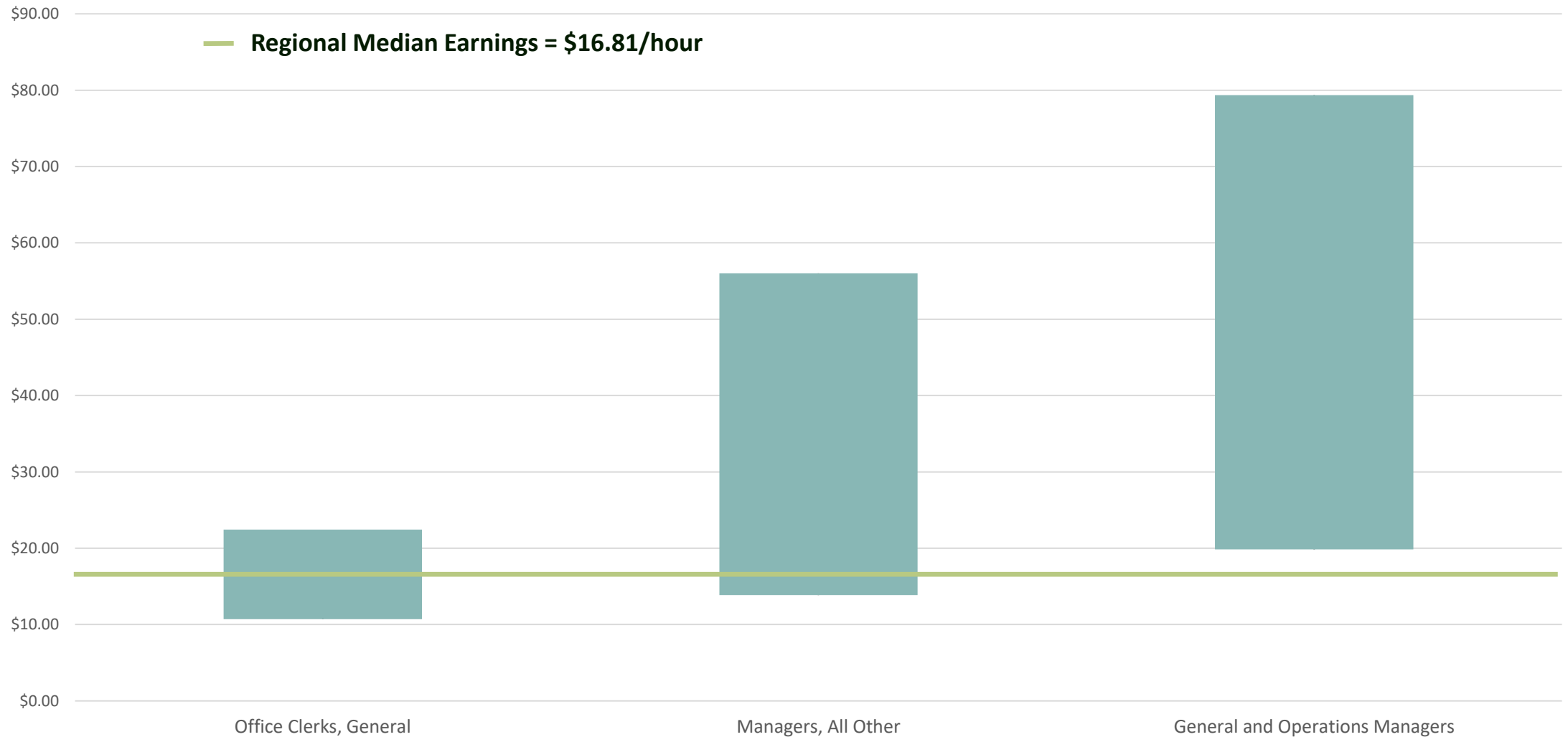


\$11.01-\$19.67
Median Hourly
Earnings



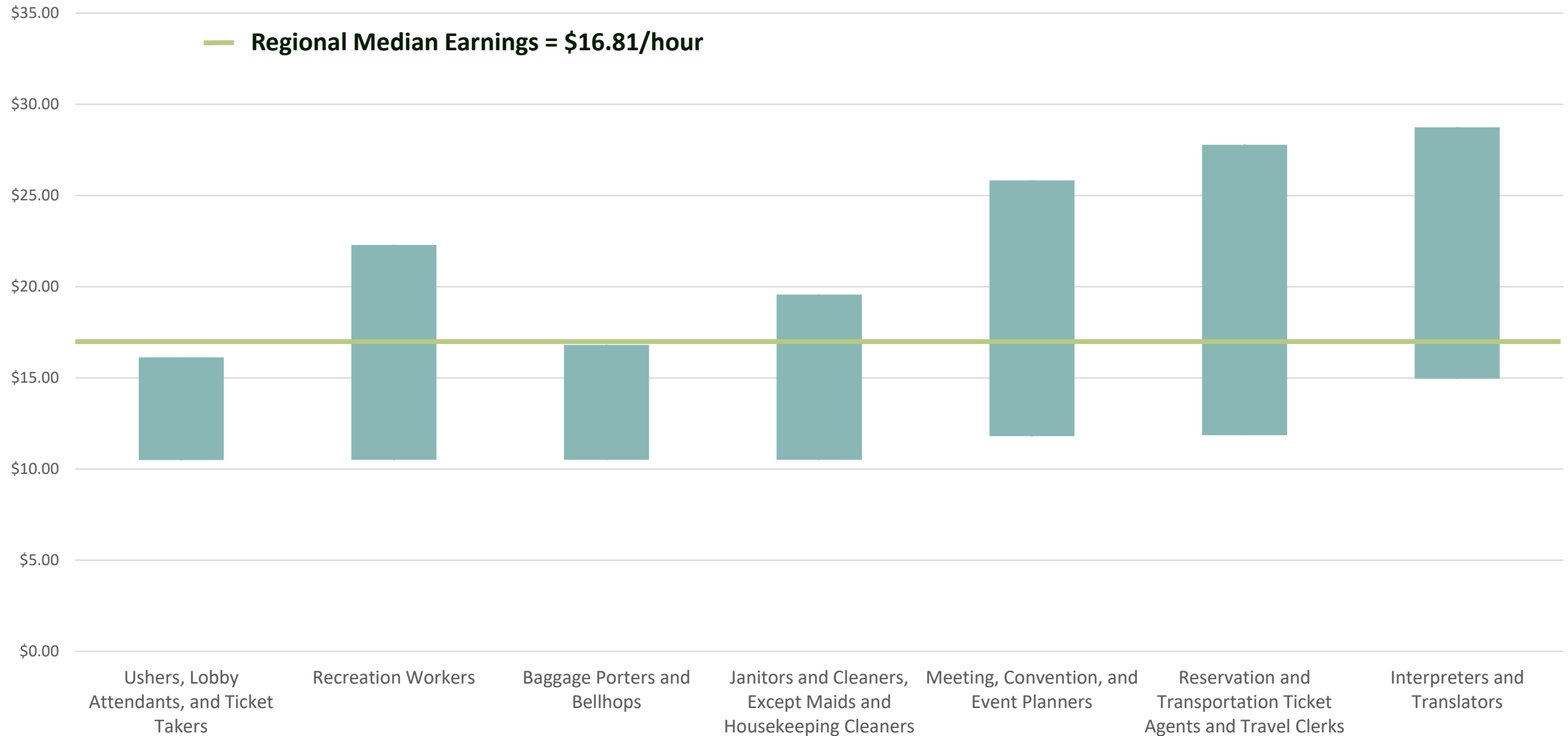


Earnings Bands for Administrative Occupations



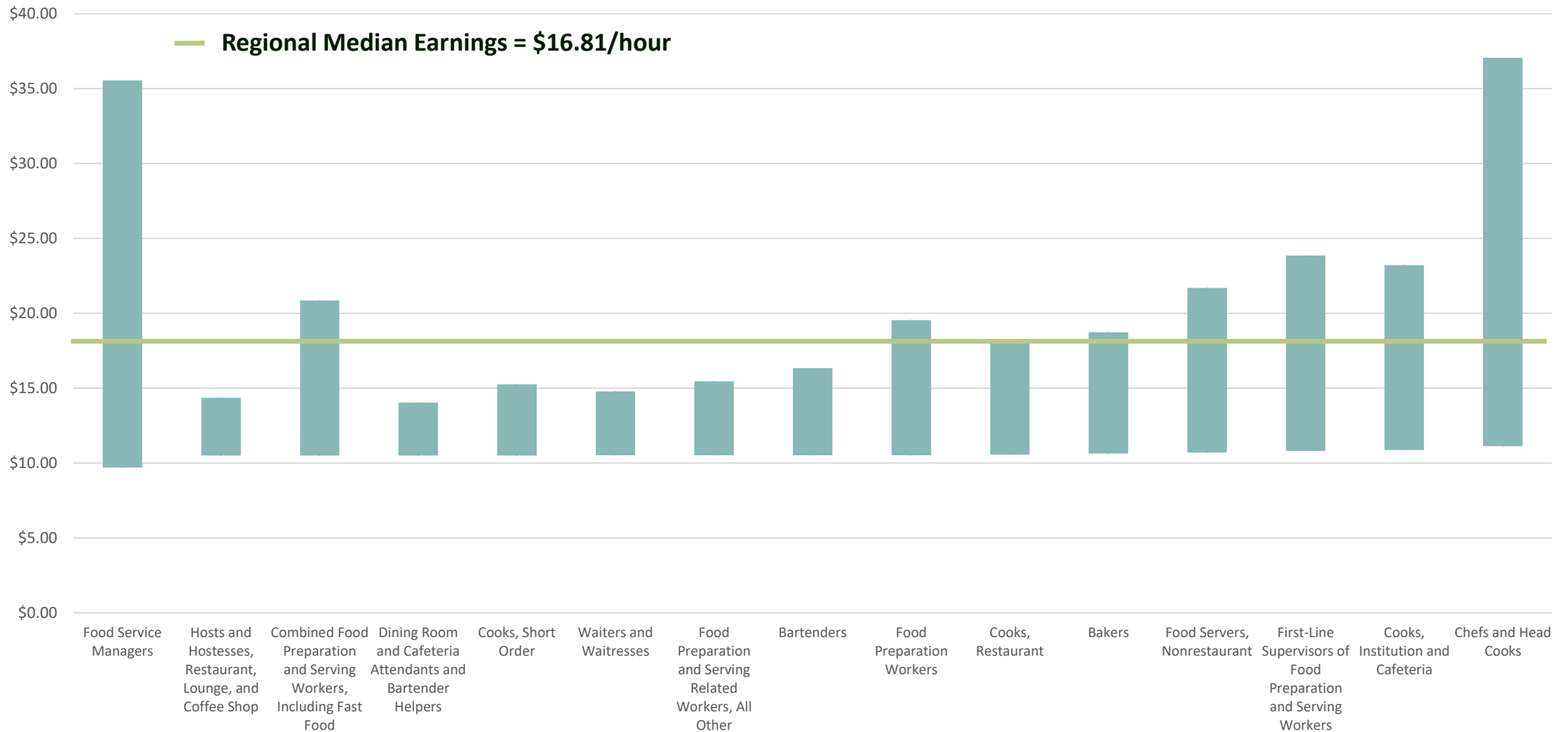


Earnings Bands for Hospitality Occupations





Earnings Bands for Restaurant Occupations





Citations

In-Demand Skills Data: *Emsi Q4 Job Posting Analytics*. Job postings are collected from various sources and processed/enriched to provide information such as standardized company name, occupation, skills, and geography.

Occupational Data: *Emsi Q4 Staffing Patterns*. Emsi occupation employment data are based on final Emsi industry data and final Emsi staffing patterns. Wage estimates are based on Occupational Employment Statistics (QCEW and Non-QCEW Employees classes of worker) and the American Community Survey (Self-Employed and Extended Proprietors). Occupational wage estimates also affected by county-level Emsi earnings by industry.

Employment Growth Data: *Emsi Q4 Staffing Patterns*. Emsi occupation employment data are based on final Emsi industry data and final Emsi staffing patterns. Wage estimates are based on Occupational Employment Statistics (QCEW and Non-QCEW Employees classes of worker) and the American Community Survey (Self-Employed and Extended Proprietors). Occupational wage estimates also affected by county-level Emsi earnings by industry.

Job Postings Data: *Emsi Q4 Job Posting Analytics*. Job postings are collected from various sources and processed/enriched to provide information such as standardized company name, occupation, skills, and geography.

Median Hourly Earnings Data: *Emsi Q4 Staffing Patterns*. Emsi occupation employment data are based on final Emsi industry data and final Emsi staffing patterns. Wage estimates are based on Occupational Employment Statistics (QCEW and Non-QCEW Employees classes of worker) and the American Community Survey (Self-Employed and Extended Proprietors). Occupational wage estimates also affected by county-level Emsi earnings by industry.

Earnings Band Data: *Emsi Q4 Occupation Table*. Emsi occupation employment data are based on final Emsi industry data and final Emsi staffing patterns. Wage estimates are based on Occupational Employment Statistics (QCEW and Non-QCEW Employees classes of worker) and the American Community Survey (Self-Employed and Extended Proprietors). Occupational wage estimates also affected by county-level Emsi earnings by industry.