



NO RTEC QUARTERLY OCCUPATIONAL OUTLOOK REPORT

Fall 2018

AGRICULTURE TECHNOLOGY





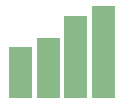
ADMINISTRATIVE

In-Demand Skills: Accounting, Customer Satisfaction, Customer Relationship Management, Sales Management, Accounts Payable

Entry Level: Janitors and Cleaners // Office Clerks, General

Mid-Career: Sales Representatives, Wholesale and Manufacturing // First-Line Supervisors of Office and Administrative Support Workers // Bookkeeping, Accounting, and Auditing Clerks

Advanced: Lawyers // Managers, All Other // Sales Managers // General and Operations Managers



1.0%

Employment
Growth



1,374

Job Postings



\$17.50-\$24.85

Median Hourly
Earnings

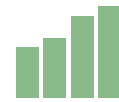
MAINTENANCE

In-Demand Skills: HVAC, Mechanics, Plumbing, Carpentry, Preventive Maintenance, Painting, Oil and Gas, Heavy Equipment

Entry Level: No high-growth jobs at this level in this pathway

Mid-Career: Maintenance and Repair Workers, General // Maintenance Workers, Machinery // Industrial Machinery Mechanics // Mobile Heavy Equipment Mechanics // Farm Equipment Mechanics and Service Technicians // Bus and Truck Mechanics and Diesel Engine Specialists

Advanced: No high-growth jobs at this level in this pathway



1.3%

Employment
Growth



342

Job Postings



\$13.22-\$40.26

Median Hourly
Earnings



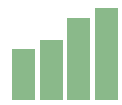
PRODUCTION

In-Demand Skills: Material Handling, Product Quality Assurance, Warehousing, Customer Satisfaction, Truckload Shipping

Entry Level: Laborers and Freight, Stock, and Material Movers, Hand // Industrial Truck and Tractor Operators // Production Workers // Packaging and Filling Machine Operators and Tenders // Food Cooking Machine Operators and Tenders // Forest and Conservation Workers // Farmworkers and Laborers, Crop, Nursery, and Greenhouse // Graders and Sorters, Agricultural Products // Nonfarm Animal Caretakers

Mid-Career: Heavy and Tractor-Trailer Truck Drivers // Logging Equipment Operators // Fallers // Agricultural and Food Science Technicians

Advanced: No high-growth jobs at this level in this pathway



1.2%

Employment
Growth




2,308

Job Postings



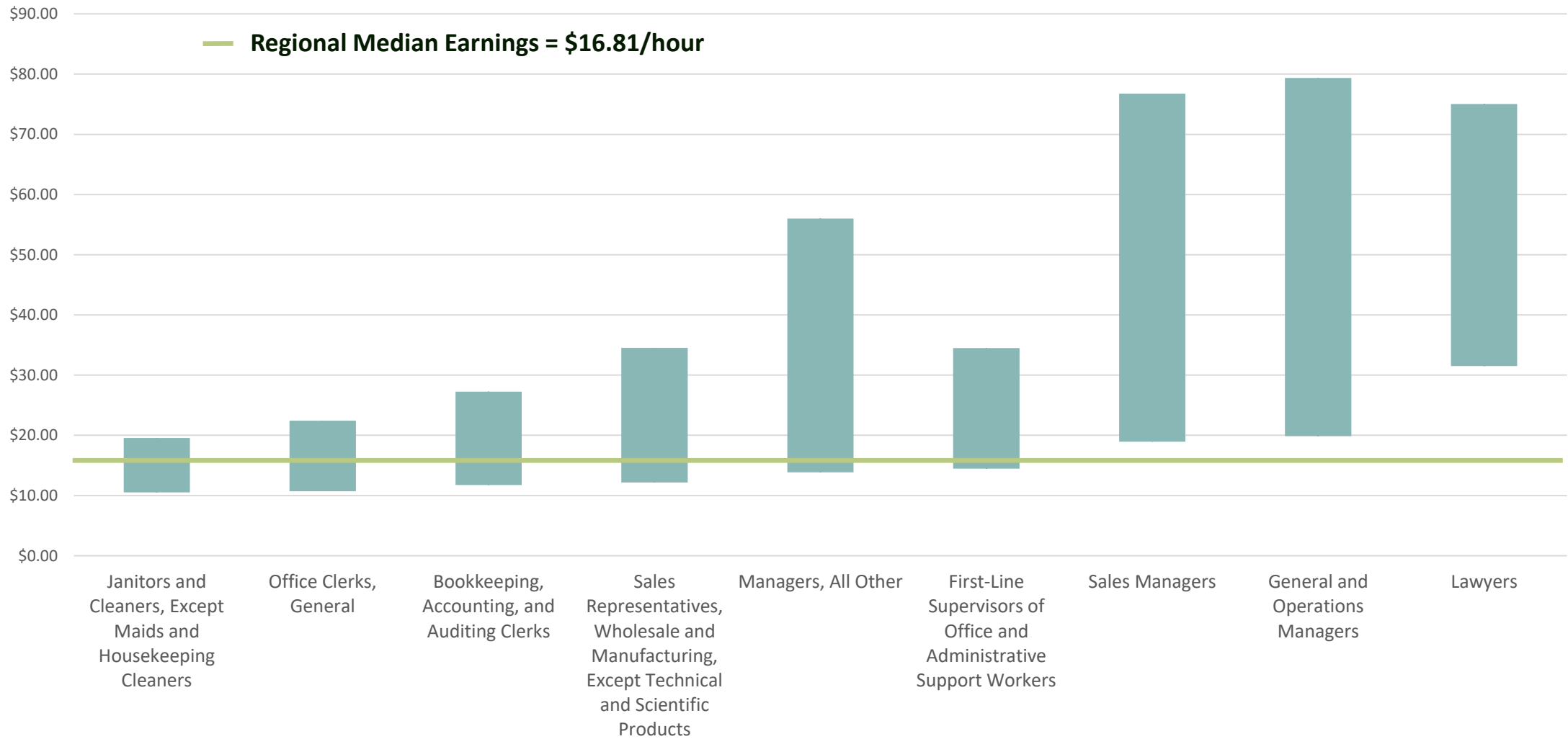
\$11.27-\$22.18

Median Hourly
Earnings



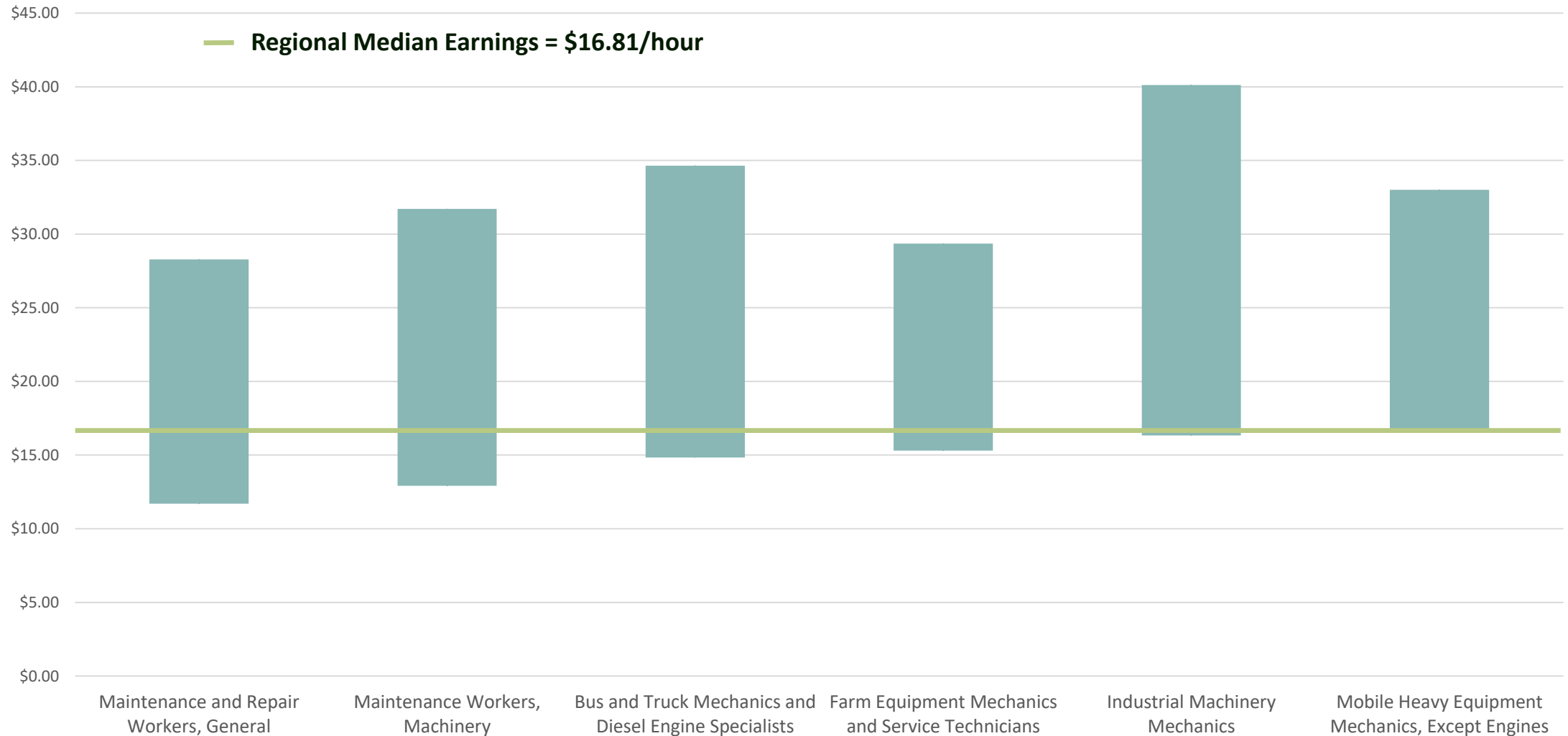


Earnings Bands for Administrative Occupations



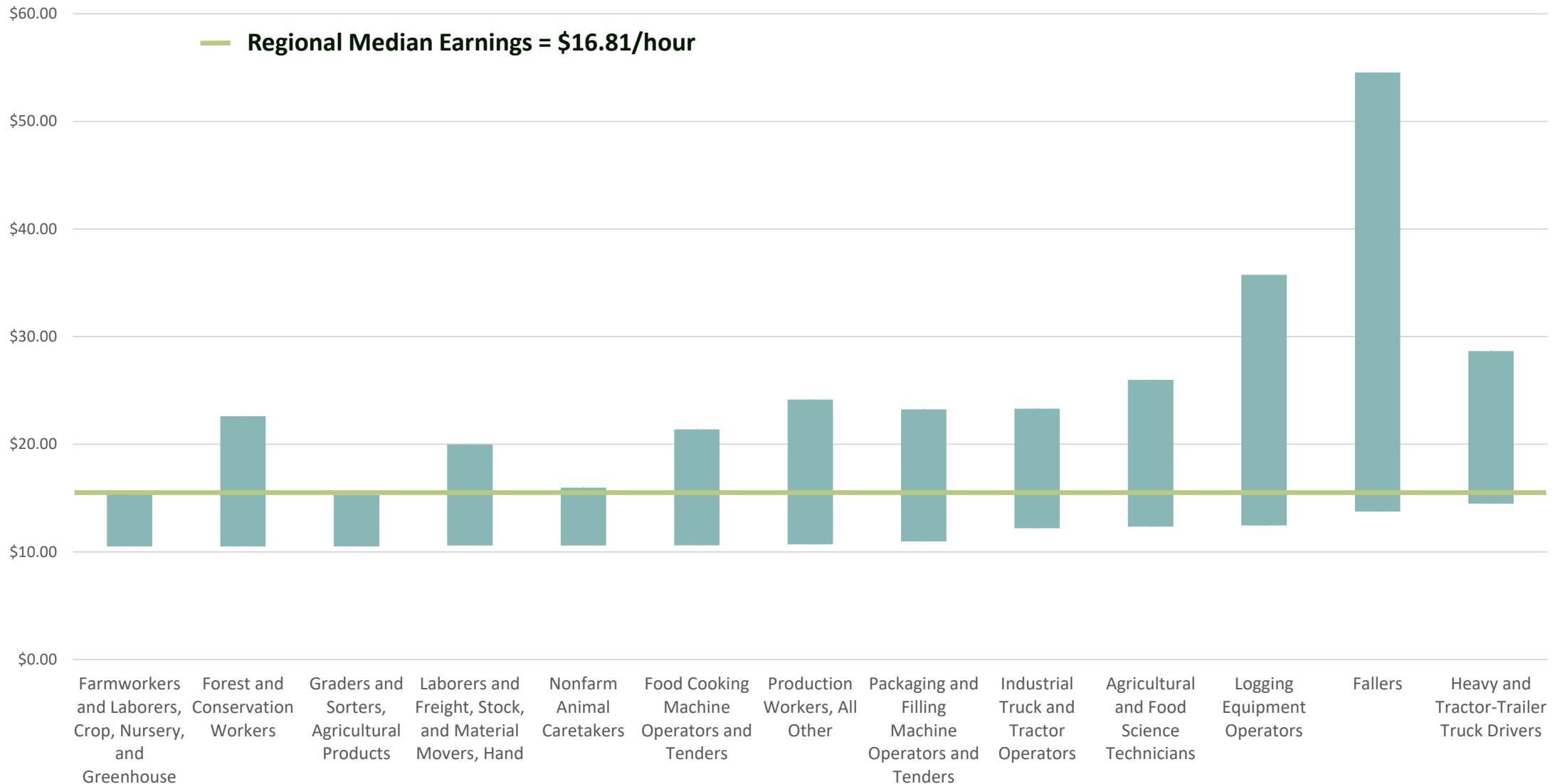


Earnings Bands for Maintenance Occupations





Earnings Bands for Production Occupations





Citations

In-Demand Skills Data: *Emsi Q4 Job Posting Analytics*. Job postings are collected from various sources and processed/enriched to provide information such as standardized company name, occupation, skills, and geography.

Occupational Data: *Emsi Q4 Staffing Patterns*. Emsi occupation employment data are based on final Emsi industry data and final Emsi staffing patterns. Wage estimates are based on Occupational Employment Statistics (QCEW and Non-QCEW Employees classes of worker) and the American Community Survey (Self-Employed and Extended Proprietors). Occupational wage estimates also affected by county-level Emsi earnings by industry.

Employment Growth Data: *Emsi Q4 Staffing Patterns*. Emsi occupation employment data are based on final Emsi industry data and final Emsi staffing patterns. Wage estimates are based on Occupational Employment Statistics (QCEW and Non-QCEW Employees classes of worker) and the American Community Survey (Self-Employed and Extended Proprietors). Occupational wage estimates also affected by county-level Emsi earnings by industry.

Job Postings Data: *Emsi Q4 Job Posting Analytics*. Job postings are collected from various sources and processed/enriched to provide information such as standardized company name, occupation, skills, and geography.

Median Hourly Earnings Data: *Emsi Q4 Staffing Patterns*. Emsi occupation employment data are based on final Emsi industry data and final Emsi staffing patterns. Wage estimates are based on Occupational Employment Statistics (QCEW and Non-QCEW Employees classes of worker) and the American Community Survey (Self-Employed and Extended Proprietors). Occupational wage estimates also affected by county-level Emsi earnings by industry.

Earnings Band Data: *Emsi Q4 Occupation Table*. Emsi occupation employment data are based on final Emsi industry data and final Emsi staffing patterns. Wage estimates are based on Occupational Employment Statistics (QCEW and Non-QCEW Employees classes of worker) and the American Community Survey (Self-Employed and Extended Proprietors). Occupational wage estimates also affected by county-level Emsi earnings by industry.