







Information Technology Occupational Outlook for June-August 2017

534 Job Postings

| | Information Support/Services | Programming & Software Development |
|---|---|---|
| Bachelor of Arts or Science  | Computer Systems Analysts; Computer & Information Systems Managers <i>159 postings</i> \$18.85 to \$43.09 per hour | Software Developers, Systems Software; Software Developers, Applications <i>102 postings</i> \$31.53 to 57.77 per hour |
| Associate Degree  | No high-growth jobs at this level in this pathway | No high-growth jobs at this level in this pathway |
| Certificate/Some College  | Computer User Support Specialists <i>120 postings</i> \$15.97 to \$26.94 per hour | No high-growth jobs at this level in this pathway |

| | Network Systems | Web & Digital Communications |
|---|--|--|
| Bachelor of Arts or Science  | Network & Computer Systems Administrators <i>100 postings</i> \$27.39 to 45.10 per hour | Graphic Designers <i>9 postings</i> \$16.31 to \$21.68 per hour |
| Associate Degree  | No high-growth jobs at this level in this pathway | Web Developers <i>44 postings</i> \$17.55 to \$30.84 per hour |
| Certificate/Some College  | No high-growth jobs at this level in this pathway | No high-growth jobs at this level in this pathway |